Catellani & Smith



Fil de Fer Nuvola

pendant

mod. A 120x50x35 / mod. E 200x80x50
mod. F 240x140x50

ISTRUZIONI DI MONTAGGIO / ASSEMBLY INSTRUCTIONS / INSTRUCTIONS DE MONTAGE / MONTAGEANLEITUNGEN / INSTRUCCIONES DE MONTAJE

I AVVERTENZE

- Si raccomanda che l'installazione venga eseguita da un elettricista abilitato.
- Togliere la tensione di alimentazione prima di effettuare l'installazione e per interventi di manutenzione o in caso di cattivo funzionamento.
- Si consiglia l'utilizzo dei guanti in dotazione. Per la pulizia della superficie utilizzare un piumino rimuovi-polvere.
- La lampada è fornita di tasselli con bordo di arresto in nylon Ø 6x40 mm per muratura. Si consiglia di verificare la tipologia di tasselli corretta per la vostra parete/soffitto e, se necessario, acquistarli separatamente.
- Se il cavo flessibile esterno viene danneggiato, deve essere sostituito esclusivamente dal fabbricante, dal suo servizio di assistenza o da personale qualificato.
- La lampada acquistata è garantita se installata e utilizzata nel rispetto delle specifiche del modello. Catellani & Smith declina ogni responsabilità per installazione non appropriata e/o uso diverso da quello indicato.
- Montaggio consigliato per soffitti piani o con inclinazione max 20°. Se la pendenza eccede i 20° possiamo suggerire soluzioni con inclinazione custom.
- La sorgente luminosa di questo apparecchio deve essere sostituita esclusivamente dal produttore, dal suo servizio di assistenza o da personale qualificato equivalente.
- La manutenzione o sostituzione dell'alimentatore di questo apparecchio d'illuminazione deve essere effettuata esclusivamente dal fabbricante, dal suo servizio di assistenza o da personale qualificato.

GB WARNINGS

- Only a qualified electrician should execute the installation.
- Switch off the power supply before installing, servicing or in case of malfunctioning.
- We suggest you to use the gloves provided. We recommend using a feather duster to clean the surfaces.
- The lamp is supplied with nylon plugs Ø 6x40 mm for wall mounting. We suggest to check the correct plugs for your type of wall/ceiling and acquire them separately if those included are not suitable.
- If the external flexible cable or cord of the luminaire is damaged, it shall be replaced by the manufacturer, their service agent or by a qualified electrician/skilled person.
- The purchased lamp is guaranteed if installed and used in accordance with the specifications of the model. Catellani & Smith is not responsible for inappropriate installation of the product and/or a different use than the one indicated.
- Mounting is recommended for flat ceilings or with a maximum inclination of 20°. If the slope exceeds 20°, we can suggest custom-angled solutions.
- The lighting source of this appliance must be replaced by the manufacturer, by its technical service or by a qualified electrician.
- The servicing or replacement of the control gear in this luminaire should only be undertaken by the manufacturer, their service agent or by a qualified electrician/skilled person.

UTENSILI NECESSARI PER MONTAGGIO (NON INCLUSI) / TOOLS REQUIRED FOR MOUNTING (NOT SUPPLIED)

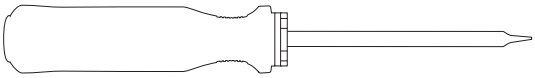

Per l'installazione munirsi di cacciavite piatto – punta standard

In order to execute the installation, use a flat-head screwdriver – standard

persone suggerite per il montaggio
people required for mounting

mod.	tensione di rete / voltage	sorgente luminosa / light source	alimentatore / driver	dimmerazione / dimming
A	230V	24x G4 0,8W lampadina LED 12Vdc	alimentatore in tensione costante	Triac
		24x G4 0,8W LED bulb 12Vdc	constant voltage driver	
E	230V	36x G4 0,8W lampadina LED 12Vdc	alimentatore in tensione costante	Triac
		36x G4 0,8W LED bulb 12Vdc	constant voltage driver	
F	230V	44x G4 0,8W lampadina LED 12Vdc	alimentatore in tensione costante	Triac
		44x G4 0,8W LED bulb 12Vdc	constant voltage driver	
I classe class	IP20 codice IP IP rating			CE UK CA MADE IN ITALY

NUVOLA - INDICATIVE ANCHORING POINTS

● punti di aggancio indicativi dei cavetti di acciaio / Indicative anchoring points for the steel cables

NB: Nuvola è un prodotto artigianale dalle dimensioni irregolari. Si consiglia pertanto di verificare sulla lampada la posizione effettiva dei cavi in acciaio e segnare di conseguenza a soffitto la posizione dei fori da eseguire prima di inserire i tasselli.

Please note: Nuvola is a handmade product with irregular dimensions. it is therefore recommended to check the actual position of the cables on the lamp and mark the ceiling with the positions of the holes to be drilled accordingly, before inserting the wall plugs.

Mod. A - 120x50x H 35 cm

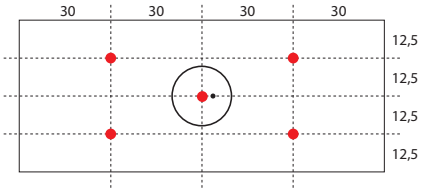

Mod. E - 200x80x H 50 cm

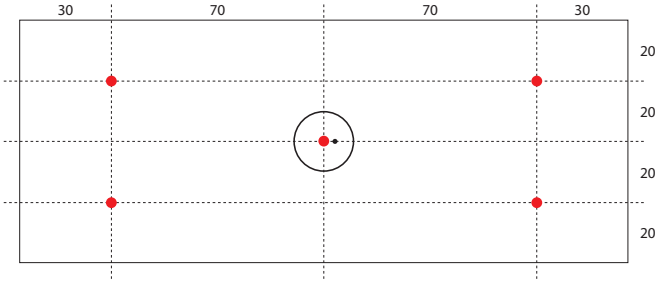

Mod. F - 240x140x H 50 cm

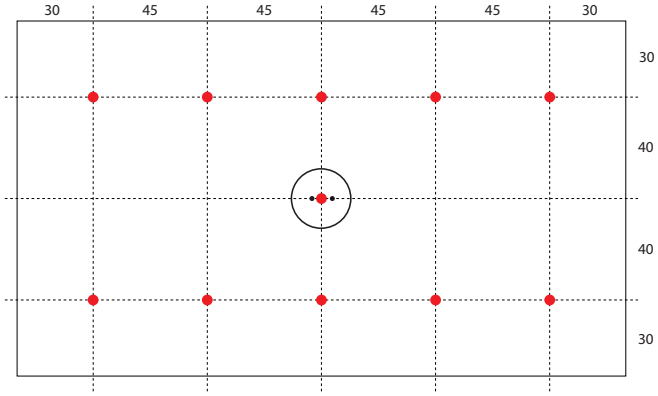

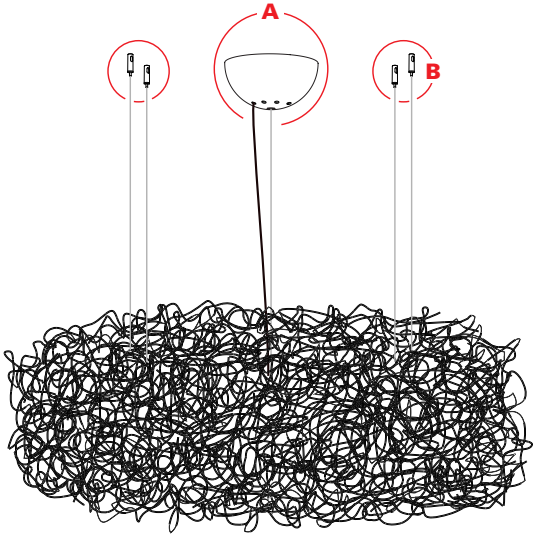

A
vedi fig. 1 / see pic. 1

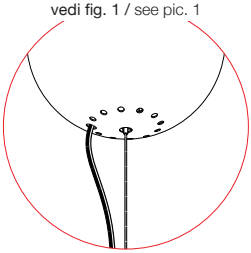

B
vedi fig. 11 / see pic. 11

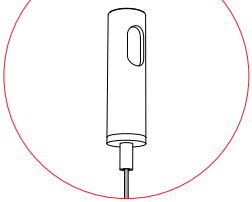

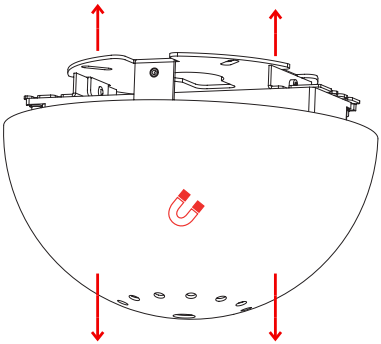

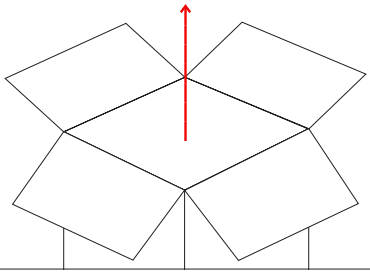

1

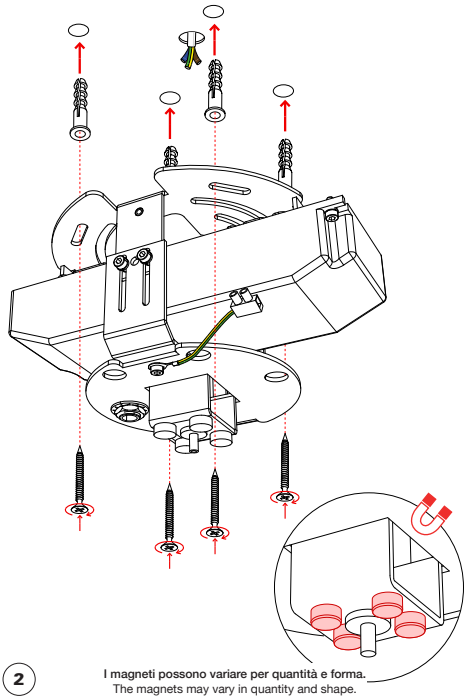

2

I magneti possono variare per quantità e forma.
The magnets may vary in quantity and shape.

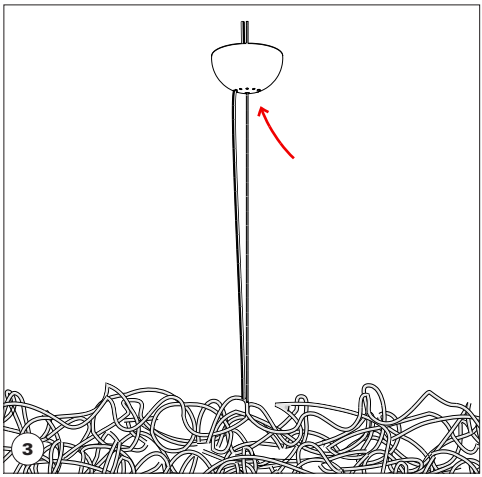

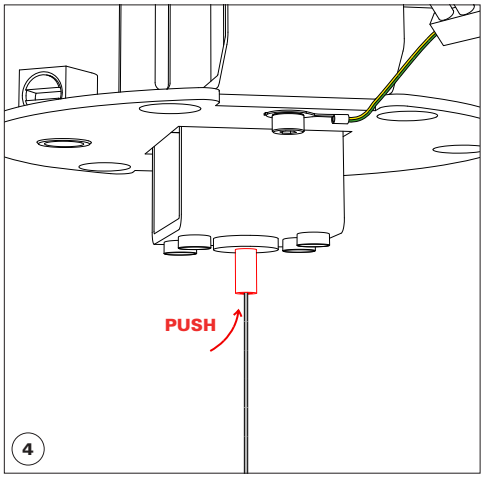

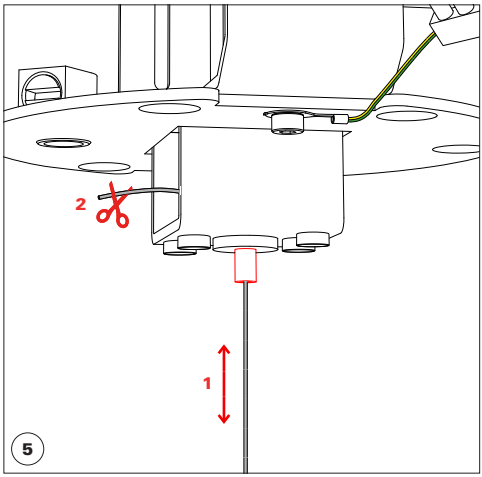

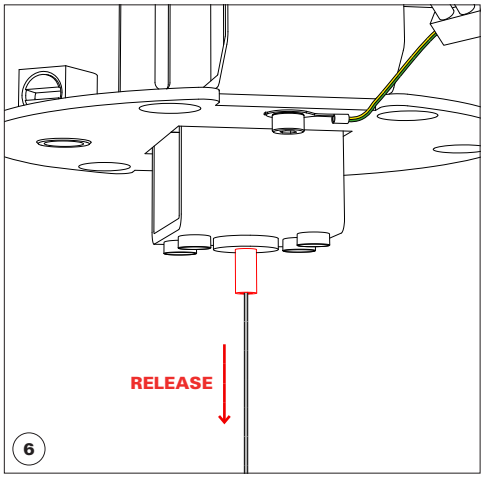

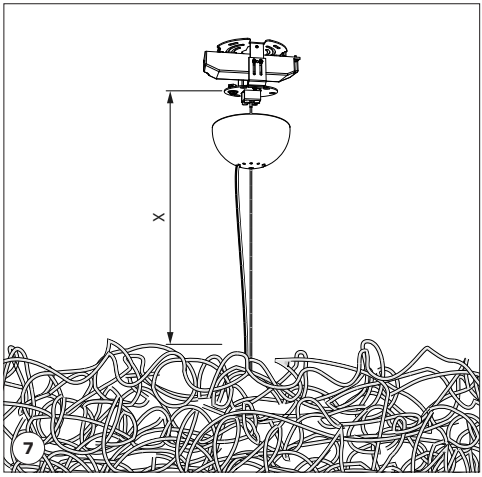

WARNING

12V connection

Non arrotolare il cavo all'interno della base,
ma tagliarlo alla misura desiderata.

Do not roll up the exceeding cable inside the base.
Please cut it to the required length.

vedi punto 7
see point 7

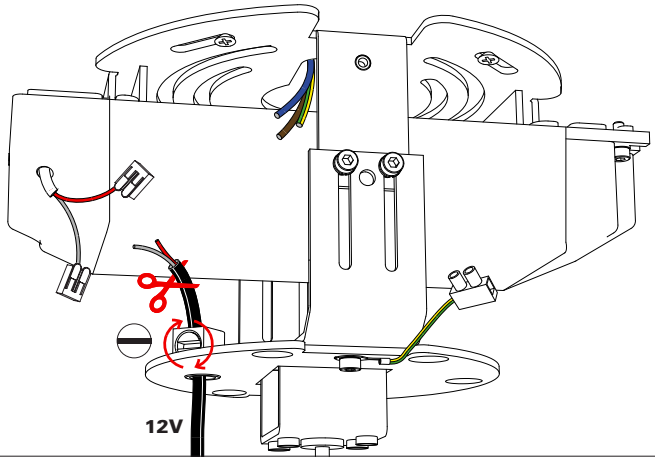

8

PER RAGIONI DI SICUREZZA, SI CONSIGLIA DI SPELARE IL CAVO PER MAX 7 MM.

FOR SAFETY REASONS WE SUGGEST NOT TO STRIP THE WIRE MORE THAN 7 MM.

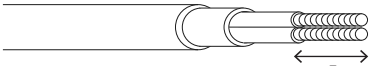

CAVO SGUAINATO / STRIPPED WIRE

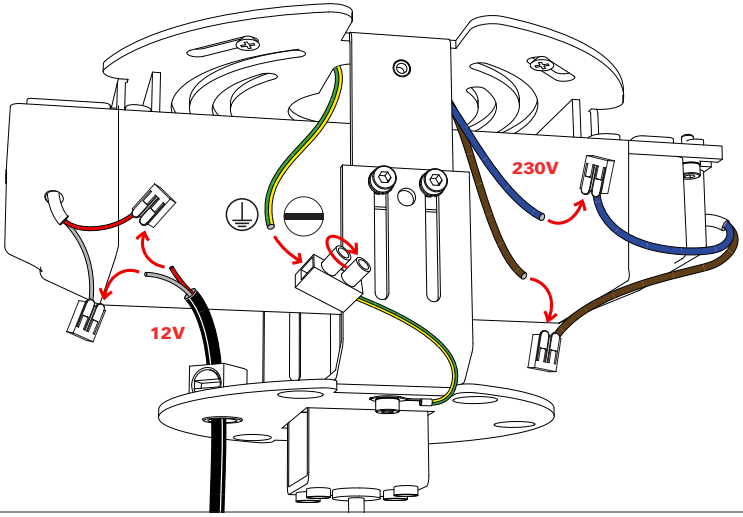

9

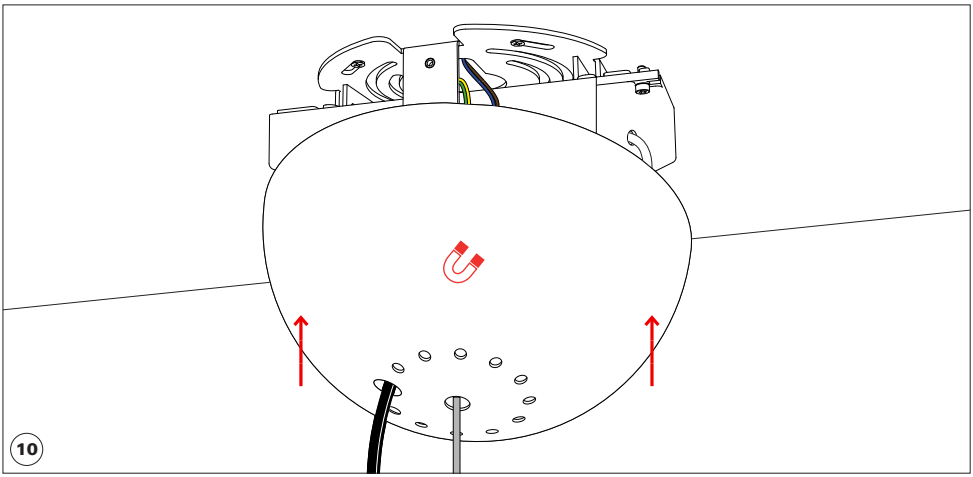

per ogni cavo di sospensione
for each suspension cable

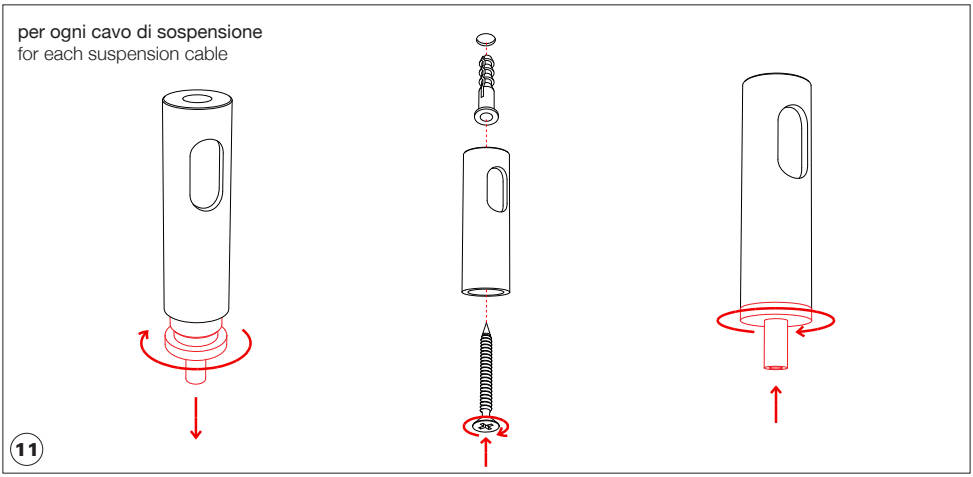

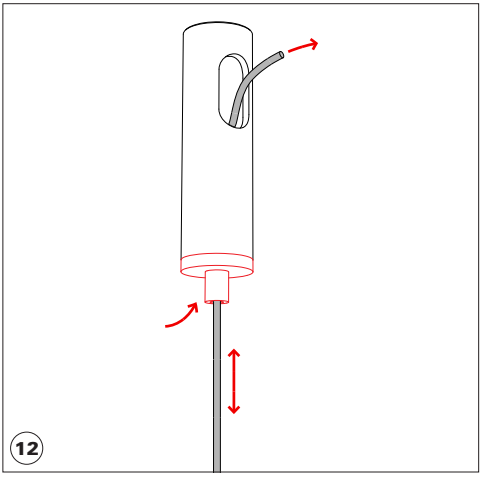

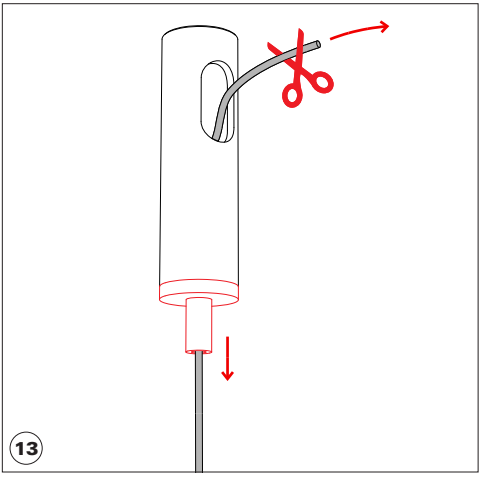

sostituzione lampadina LED
LED bulb replacement

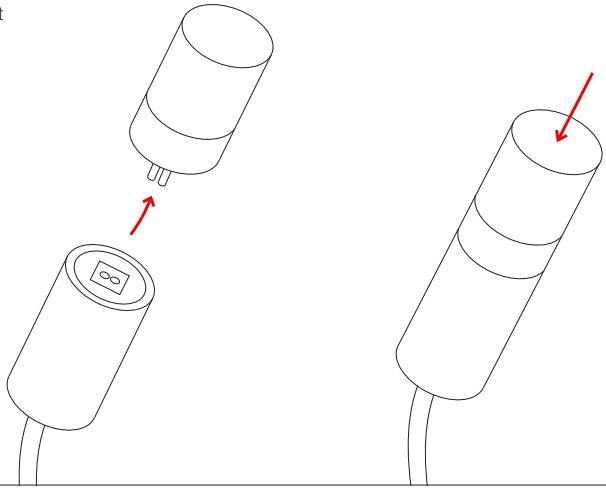

updated 03/2026_R

Questa apparecchiatura non deve essere smaltita come un normale rifiuto urbano, ma deve essere portata nel punto di raccolta appropriato per il riciclaggio di apparecchiature elettriche ed elettroniche. Provvedendo a smaltire questo prodotto in modo appropriato, si contribuisce ad evitare potenziali conseguenze negative per l'ambiente e per la salute umana, che potrebbero derivare da uno smaltimento inadeguato del prodotto. Per informazioni più dettagliate sul riciclaggio di questo prodotto, contattare l'ufficio comunale, il servizio locale di smaltimento rifiuti o il rivenditore presso il quale è stato acquistato il prodotto.

This equipment may not be treated as household waste. Instead it shall be handed over to the applicable collection point for the recycling of electrical and electronic equipment. By ensuring this product is disposed of correctly, you will help prevent potential negative consequences for the environment and human health, which could otherwise be caused by inappropriate waste handling of this product. For more detailed information about the recycling of this product, please contact your local city office, your household waste disposal or the dealer where you purchased this product.